



潤泰集團

潤泰全球股份有限公司
RUENTEX INDUSTRIES LTD.

(Code: 2915)



Presenter : Vice President Tim Lee

2026/06

- ◆ The Company has not issued a financial forecast. The information contained in this document regarding the Company's financial, Business description involved in the future business and industry development . The views of the exhibition may differ from the actual results of the future.
- ◆ The financial information disclosed in this document is not fully audited or reviewed by a CPA. The complete contents and data shall be determined according to the financial statement.

1. Company Overview
2. Financial Overview
3. Textile Trading Business
4. Retail Business
5. Hyper Market Business
6. Life Insurance Business
7. Investment Catalysts
8. Q & A



Company Overview

- Established In 1976
- Chairman: Mr. Hsu Sheng-Yu
- President: Ph. D. Hans Hsu
- Capitalization: TWD 11.0bn
- Total consolidated assets:
TWD 130.2bn(2026Q1)
- Market Cap.: TWD 48.6bn (2026/05/31)
- Main growth drivers :
 - Textile Trade 、 Brands & Retail business
 - Life insurance business 、
Ruentex Development

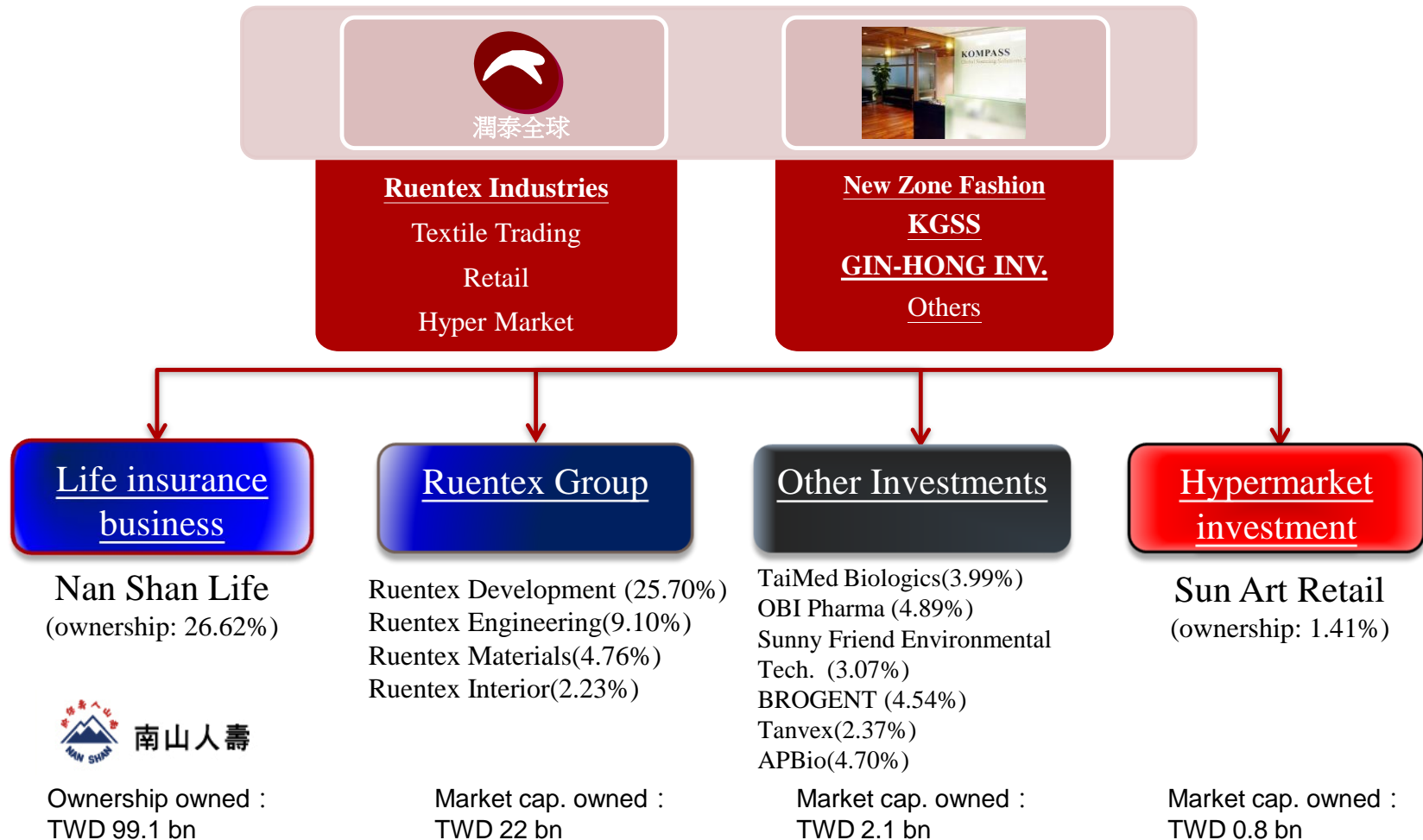
Company Structure



潤泰集團

潤泰全球股份有限公司
RUENTEX INDUSTRIES LTD.

Consolidated equity of 2026Q1 : TWD 117.4bn (Shareholders' equity 114.8 bn)
Consolidated Net Profit of 2026Q1 : 2.72bn (Net Profit 2.7bn)



Note : Market data as of closed day of 31 May., 2026 ; (The shareholders' equity of Nan-Shan in 31 March, 2026)

Company Structure (Cont.)



潤泰集團

潤泰全球股份有限公司
RUENTEX INDUSTRIES LTD.

List of Invested Companies			List of Invested Companies		
Company name	Ownership %	Market cap. owned (100mn)	名稱	Ownership %	Market cap. owned (100mn)
Ruentex Development	25.70%	170	Sunny Friend Environmental Tech.	3.07%	3
Ruentex Engineering	9.10%	47	BROGENT	4.58%	3
Ruentex Materials	4.76%	2	Tanvex	2.37%	2
Ruentex Interior	2.23%	1	APBio	4.67%	5
OBI Pharma	4.89%	2	Nan Shan Life	26.62%	991
OBI Pharma	3.99%	5	Sun Art Retail	1.41%	8

Total amount of Listed Company : 24.8bn

Total amount of Unlisted Company : 99.1bn

Note1 : Market data as of closed day of 31 May., 2026

Note2 : Source - RUENTEX INDUSTRIES 2026Q1 Financial Report and Nan Shan Life 2026Q1 Financial Report net value conversion.

Consolidated I/S

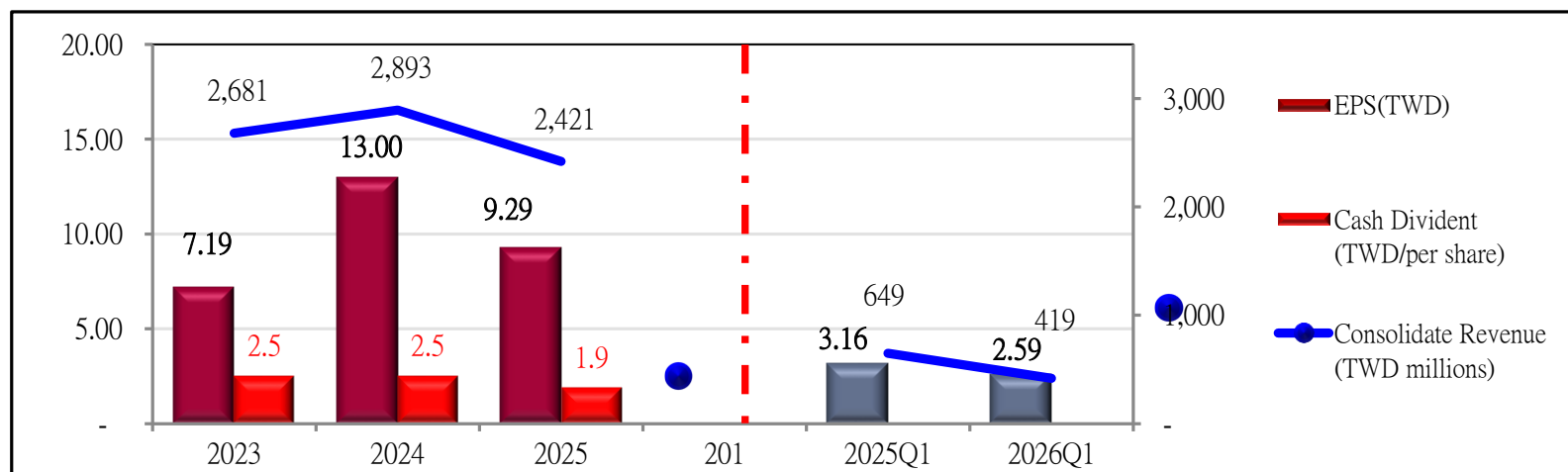


潤泰集團

潤泰全球股份有限公司
RUENTEX INDUSTRIES LTD.

Unit: TWD millions / per share

	2023	2024	2025	2025Q1	2026Q1
Consolidate revenue	2,681	2,893	2,421	649	419
Consolidate Gross Profit	936	1,101	1,031	212	187
Consolidate Operating Profit	66	207	156	(9)	(8)
Consolidate Net Profit	7,575	13,738	9,895	3,308	2,718
Profit attributable to the Company	7,500	13,564	9,696	3,298	2,708
EPS(TWD)	7.19	13.00	9.29	3.16	2.59



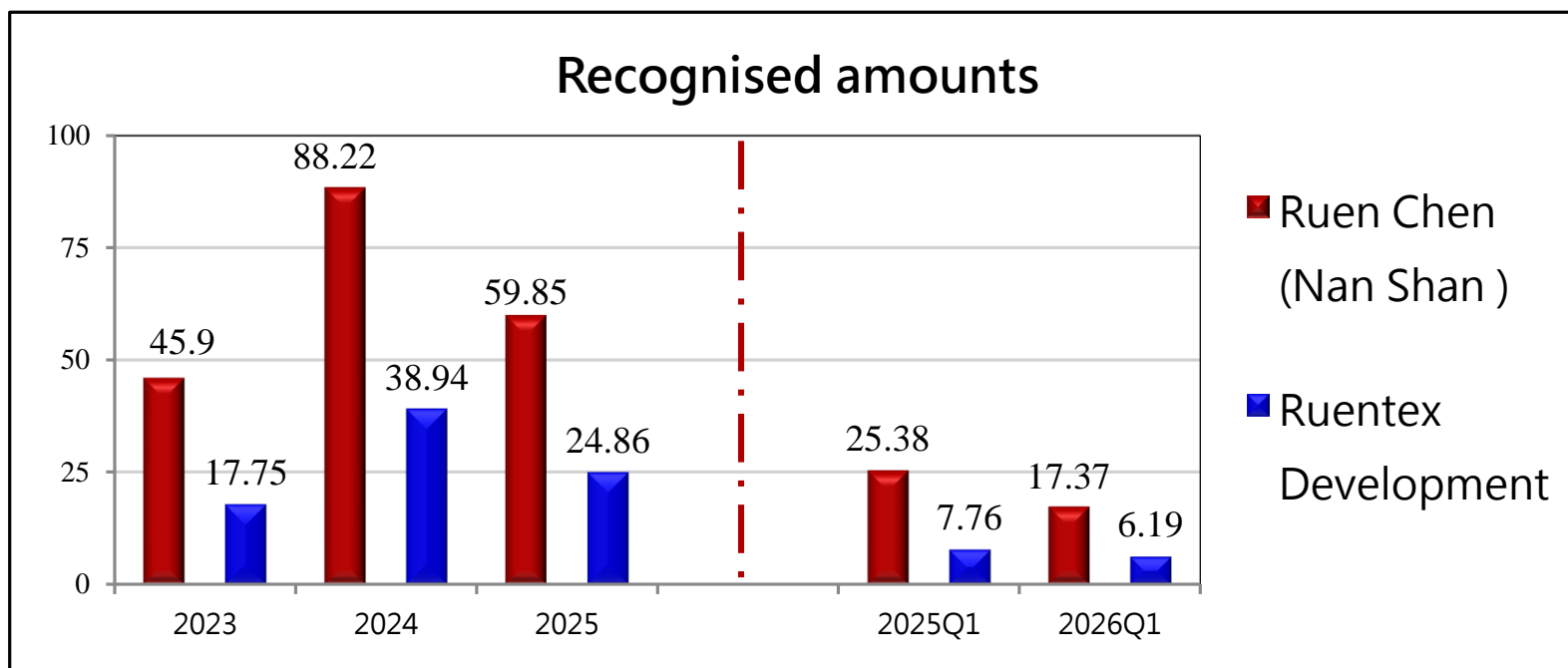
Note : The 2025Q1 date was pre-restatement information.

Recognize the profit of invested Comapny



Unit: TWD 100mn

公司名稱	2023	2024	2025	2025Q1	2026Q1
Ruen Chen (Nan Shan)	45.90	88.22	59.85	25.38	17.37
Ruentex Development	17.75	38.94	24.86	7.76	6.19



Note : The 2025Q1 date was pre-restatement information.

Consolidated Key Ratios

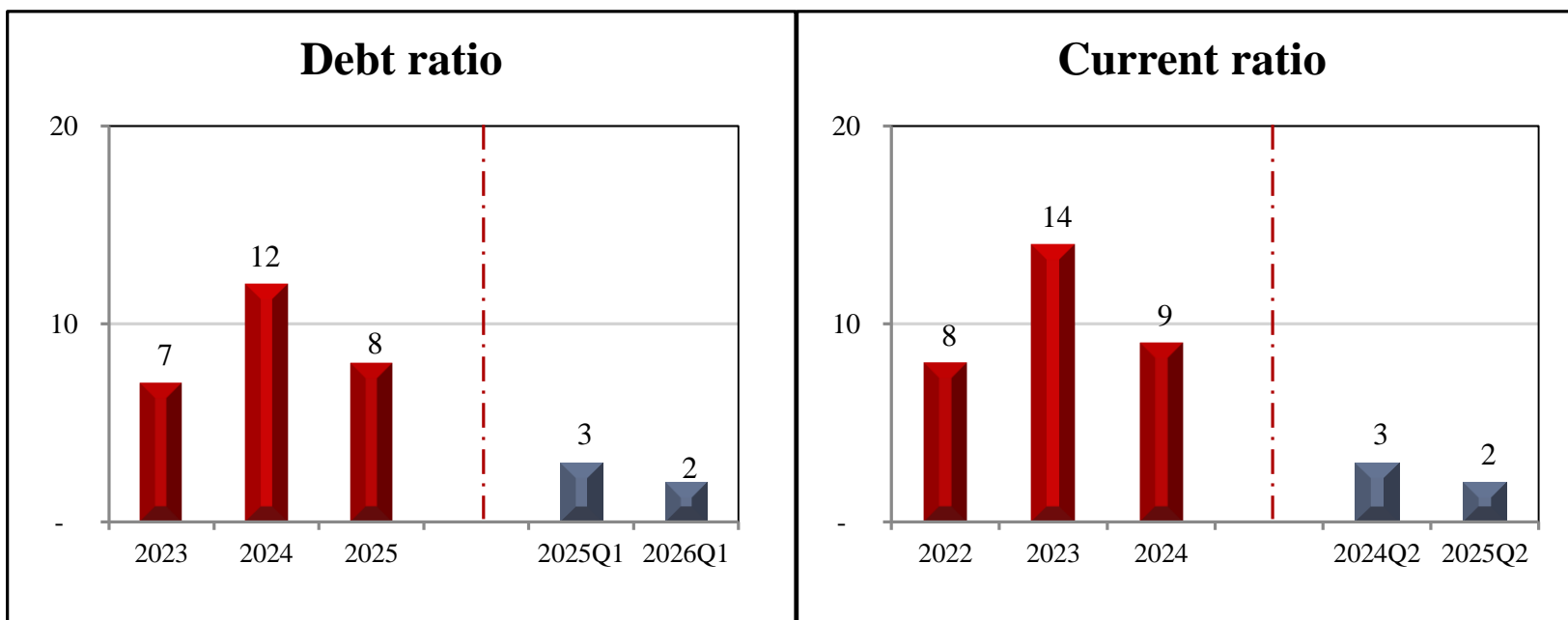


潤泰集團

潤泰全球股份有限公司
RUENTEX INDUSTRIES LTD.

unit : %

	2023	2024	2025	2025Q1	2026Q1
Debt ratio	7	12	8	3	2
Current ratio	8	14	9	3	2



Land assets



潤泰集團

潤泰全球股份有限公司
RUENTEX INDUSTRIES LTD.

Unit: TWD 100mn

Located	Area (Ping)	Cost	Est. Market Value	Est. Profit
Taoyuan Zhongli	4,965	1.54	25.82	24.28
Hsinchu Xinfeng (Note)	5,699	1.90	23.65	21.75
Hsinchu Pinding (Note)	843	0.78	3.54	2.76
Taichung (Note)	8,484	16.97	32.75	15.78
Taoyuan Yangmei Plant (Note)	33,307	3.20	57.29	54.09
Total	53,298	24.39	143.05	118.66

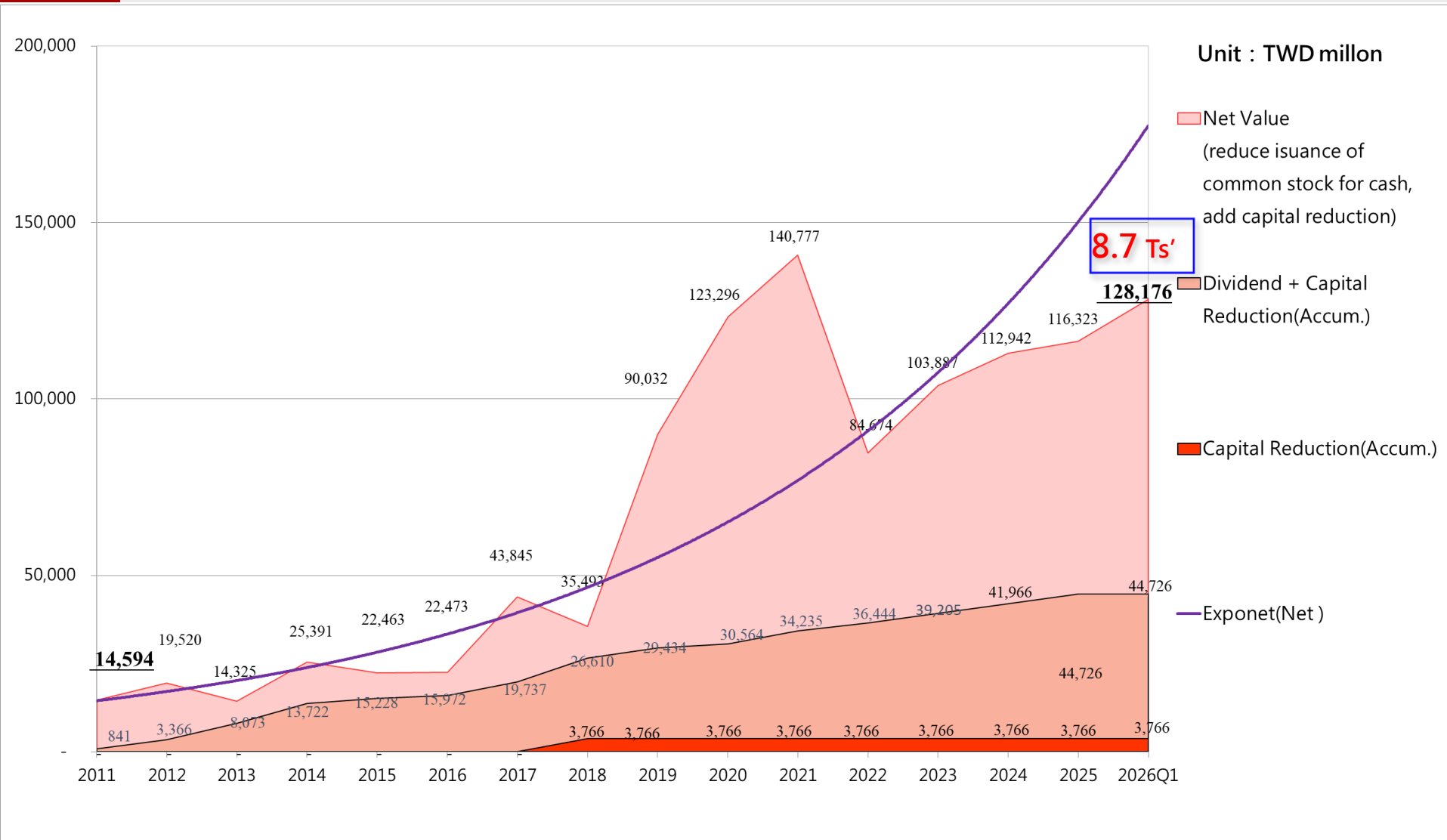
Note : Land in Hsinchu Xinfeng, Taichung & Taoyuan Yangmei Plant as investment property in financial statement.
Recognized a valuation gain of NT\$6.758 billion as of March 2026.

Net Value Trend Chart



潤泰集團

潤泰全球股份有限公司
RUENTEX INDUSTRIES LTD.



Textile trade

- Drawing on decades of experience across the textile industries, integrating the full supply chain. Through a clearly defined division of responsibility and rigorous process control, we help clients reduce the cost and and time. From fabric development through to final delivery, Ruentex provides a high-quality, on-time, all-in-one service.
- Leading Products : Oxford 、 Flannel 、 Flame retardant 、 Plaid fabrics 、 Dyed fabrics

Garment Division

- Drawing on decades of experience across the apparel industries, Detail-oriented and customer-focused. Building mutual trust through professional service.
- Service Area :
Receiving orders through our Taipei and Hong Kong hubs, we leverage a flexible and efficient supply chain management mechanism to provide brand clients with a seamless one-stop shop service.

Retailing Division



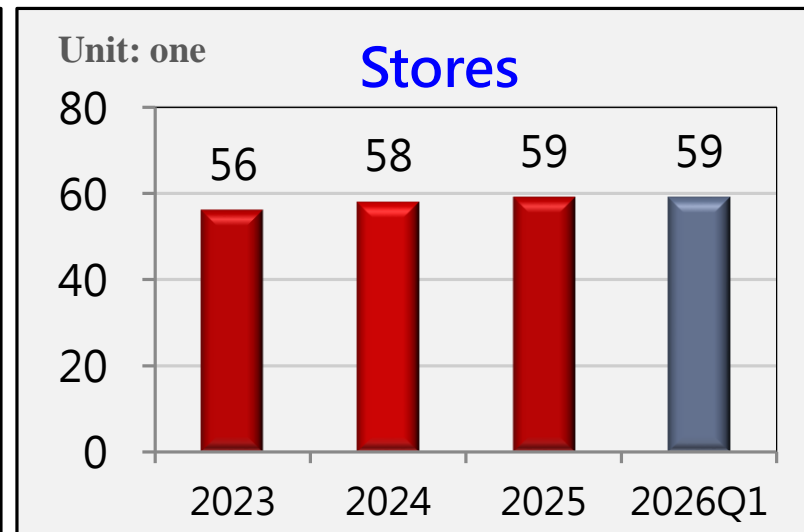
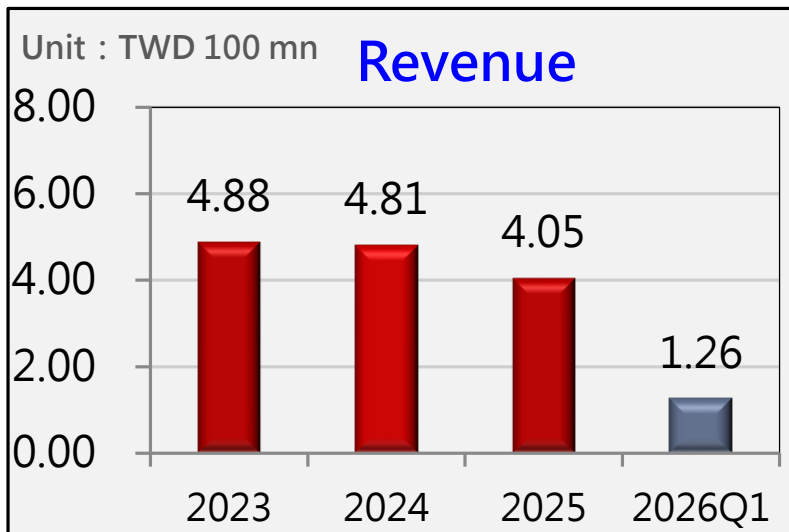
潤泰集團

潤泰全球股份有限公司
RUENTEX INDUSTRIES LTD.

Agent of brands
Taiwan

Brand	Since	Brand	Since
Nautica	1993	Whittard	2019
Jeep	2004		

- Agent of many internationally recognized brands in Taiwan.
- Service package includes market positioning, channel developing, marketing, visual merchandising, and customer service.
- Sales channel : Department stores, shopping mails and Stores.
- Revenue & Stores



Ruentex Industries Ltd.



Ruentex Zhonghe Branch MEGA PX Zhonghe Store



Store area :

12,000P

Parking space :
430

Gallery :
foods, shopping
street, boutique
stores

Store :
Fresh foods,
bakery, clothing,
electronics,
groceries

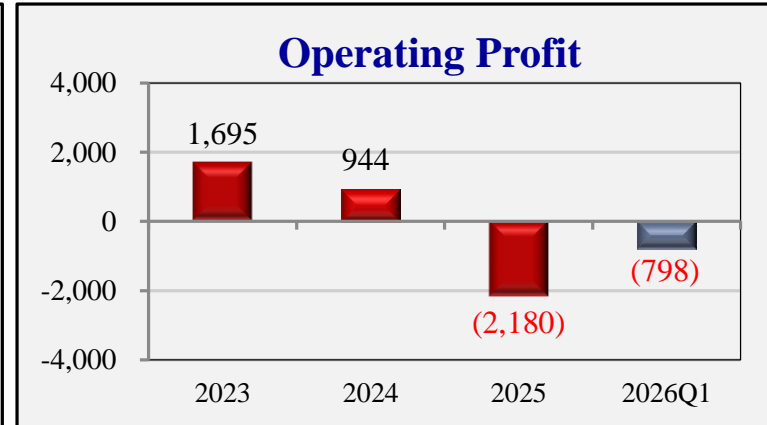


Business overview

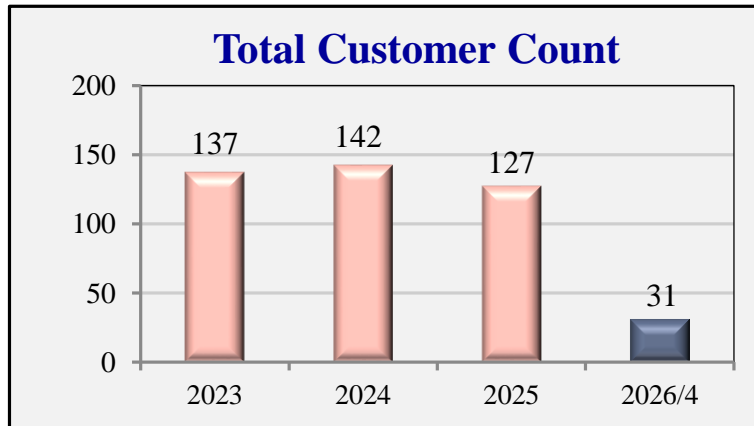
Unit: TWD 100 mn



Unit: TWD 10k



Unit: 10k



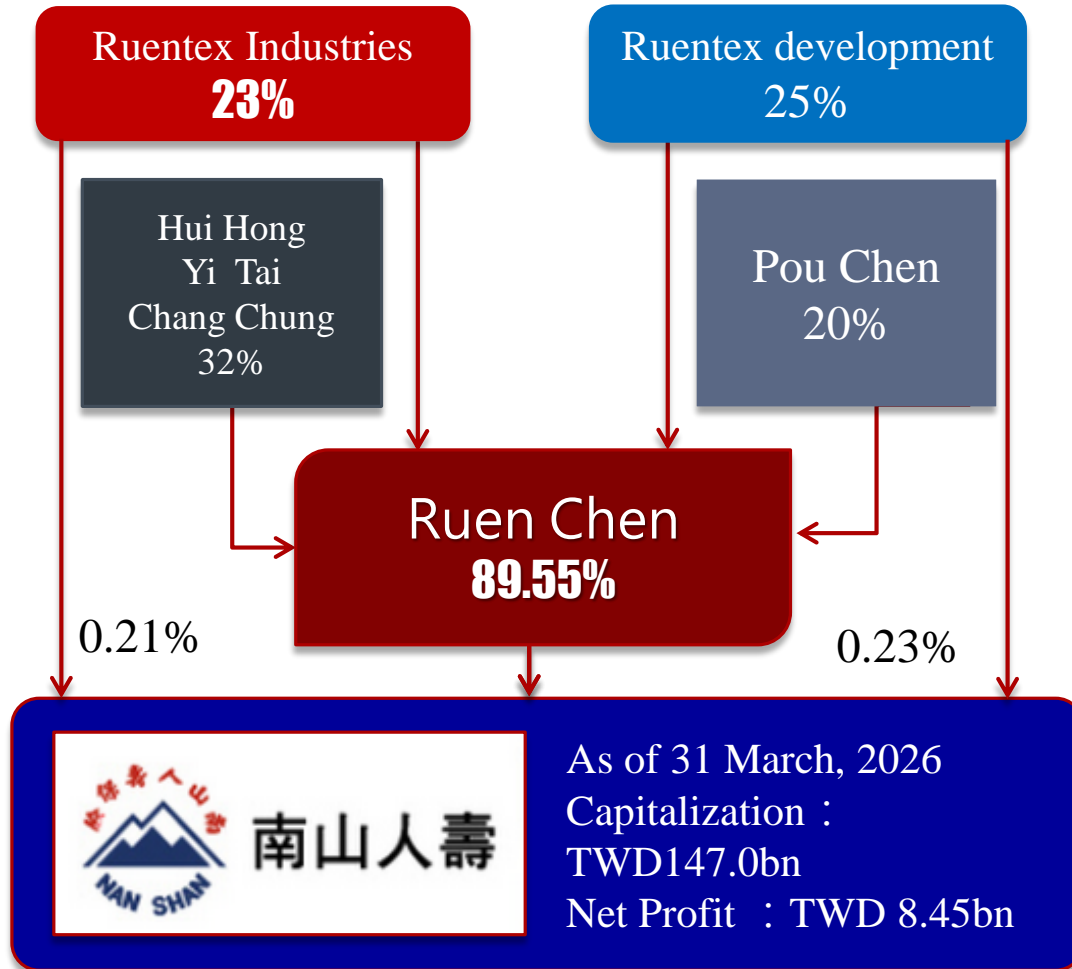
LIFE INSURANCE

Nan Shan Life - the New Earnings Engine



潤泰集團

潤泰全球股份有限公司
RUENTEX INDUSTRIES LTD.



Infor. Of Nan Shan investment

Direct -

Ownership : 0.21%

Investment Income (TWD thousand) : 18,033

Inderict (Ruen Chen) :

Ownership : 23%

Investment Income (TWD thousand) 1,718,737

Total ownership as of 31 March, 2026, 26.62%

As of March 31, 2026, Ruentex investment results in Nan Shan

Cumulative Investment Cost		Nan Shan			Attributed to Ruentex (ownership: 26.62%)	
		Year	T-Asset	shareholders' equity	T-ASSET	shareholders' equity
2011 First inv.	10.3 bn	Q4,2011	1.9 tn	148.5bn (twd 16.08 per share)	502.9 bn	39.5 bn
March 2026	18.4 bn	Q1,2026	5.6 tn	372.4bn (twd 25.34 per share)	1,490.3 bn	99.1 bn

LIFE INSURANCE

Nan Shan Life - Operating Results in 2023



潤泰集團

潤泰全球股份有限公司
RUENTEX INDUSTRIES LTD.



南山人壽

Unit: TWD 100 mn / per share

Item	2024	2025	2026 /01~04 (unaudited)
New Premium	84,289	92,997	32,937
Turnover	491,385	440,685	111,978
Net Profit	42,456	28,969	23,892
EPS(NT\$)	2.89	1.97	1.63

Item	2024 (audited)	2025 (audited)	2026 /03 (audited)
Total Assets	5,386,447	5,623,590	5,418,199
Total Equity	343,878	356,259	297,881
Book Value per Share	24.88	24.24	20.27

Source: Company website, MOPS

Potential value

- Low cost of early construction land acquisition
- The investment market value is higher than the book value
- Brand image and goodwill

Main growth drivers

Brands & E-commerce
Life insurance business, Ruentex
Development
Biotech and new pharmaceuticals industry &
Environmental protection industry

Steady growth

- Diversified Industry Portfolio
- Long-term stable cash flow from Retail & Hyper-market
- With production base between China and Taiwan, and well-experienced, united and professional team

Q & A



潤泰集團

潤泰全球股份有限公司
RUENTEX INDUSTRIES LTD.

